

SPD-5 FC45 Series 5 liter Mono/Dual inverted cup trap

E2M28 + Sogevac + Diffusion

APOLLO or SVG-3
Sweep optional
UHVP optional

SLOT
1 2 3 SWEEP

Chiller/Heater
Minimum rec.
SD20 7L
Preferred unit
AD40 7L
Fluid - PG/H2O
Wet vapor: 10-30c
Dry vapor: -30-0c

Chiller/Heater
Minimum rec.
AD40 7L
Preferred unit
AD40 15L
Fluid - Silicone
range: 0-175c
rec. temp: 80-150c

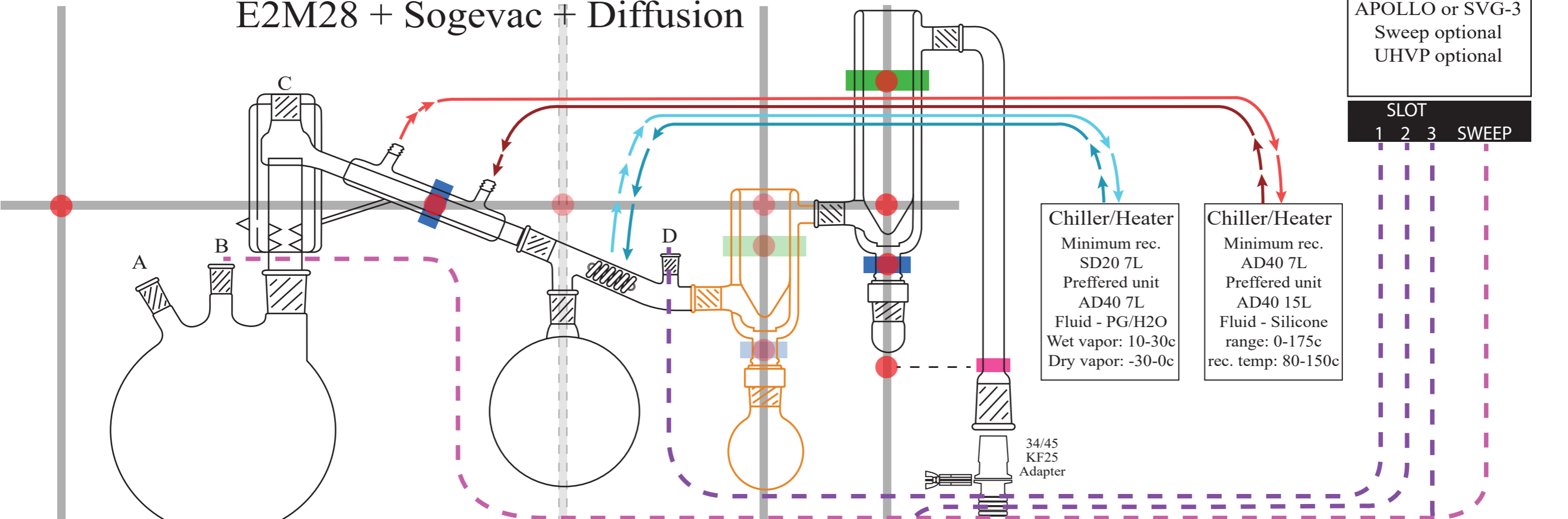








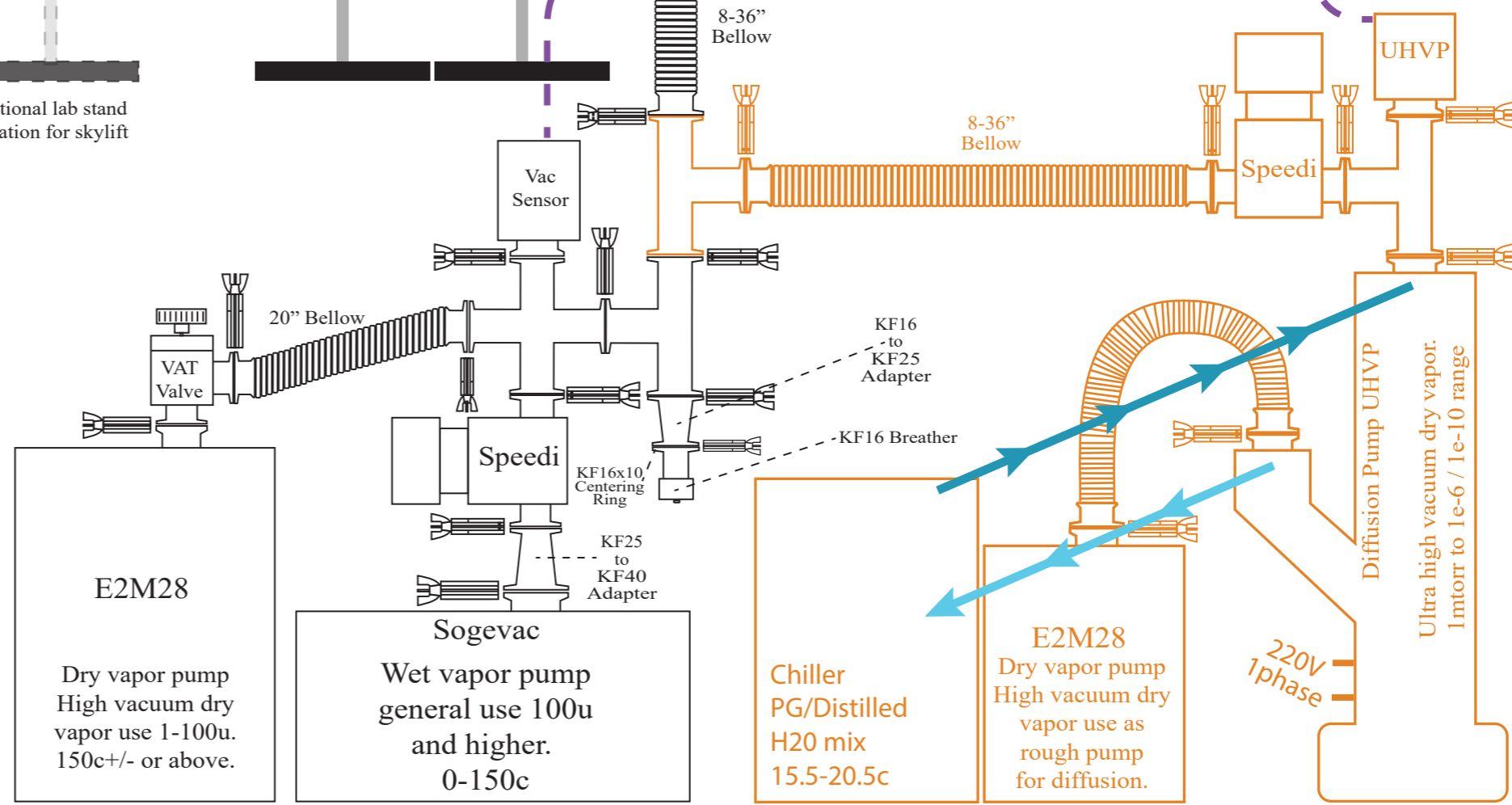


Image key + required supports
warranty void if not supported properly

-  Clamp + o-ring
-  Cork Clamp
-  XL Fork Clamp
-  Chain Clamp
- A** Thermometer adapter or thermowell
- B** 24/40 Stopper or Apollo sweep valve
- C** 24/40 Stopper, Any SPD-2 key or SPD-3 key, SPD-6 Short key well 24/40
- D** Vacuum sensor port 24/40 Stopper or 24/40 x KF25 adapter or 24/40 x GL14 adapter
-  Required cross clamp
-  Required stand base
-  Required lab rods
-  Optional diffusion setup

Optional lab stand location for skylift



E2M28
Dry vapor pump
High vacuum dry
vapor use 1-100u.
150c+/- or above.

Sogevac
Wet vapor pump
general use 100u
and higher.
0-150c

Chiller
PG/Distilled
H2O mix
15.5-20.5c

E2M28
Dry vapor pump
High vacuum dry
vapor use as
rough pump
for diffusion.

220V
1phase

Diffusion Pump UHVP
Ultra high vacuum dry vapor.
1mtorr to 1e-6 / 1e-10 range