



US00D806829S

(12) **United States Design Patent**
Kremerman

(10) **Patent No.:** **US D806,829 S**
(45) **Date of Patent:** **** *Jan. 2, 2018**

- (54) **DISTILLATION KEY**
- (71) Applicant: **Elliot Kremerman**, Scotts Valley, CA (US)
- (72) Inventor: **Elliot Kremerman**, Scotts Valley, CA (US)
- (*) Notice: This patent is subject to a terminal disclaimer.
- (**) Term: **15 Years**
- (21) Appl. No.: **29/589,346**
- (22) Filed: **Dec. 30, 2016**
- (51) **LOC (11) Cl.** **23-01**
- (52) **U.S. Cl.**
USPC **D23/207**
- (58) **Field of Classification Search**
USPC D23/207, 209, 213; 202/83, 255, 257, 202/270; 203/81; D9/439, 544
CPC B01D 3/04; B01D 3/008; B01D 5/0051; B01D 3/143
See application file for complete search history.

D402,355 S	12/1998	Bahar	
D409,736 S	5/1999	Koehn	
D463,851 S	10/2002	Eastman	
D469,167 S	1/2003	Eastman	
D485,584 S *	1/2004	Lovullo D21/402
D550,819 S	9/2007	Seehoff	
D597,181 S	7/2009	Jones	
D604,809 S	11/2009	Mannella	
D610,225 S *	2/2010	Swain D23/209
D631,527 S *	1/2011	Swain B01D 35/153 D23/209
D673,247 S	12/2012	Eylon	
D680,628 S	4/2013	Houck	
D683,436 S	5/2013	Feliciano	
D690,794 S *	10/2013	Swain D23/209
D695,066 S	12/2013	Nakajima	
D728,078 S	4/2015	Scott	
D730,493 S	5/2015	Sehl	
D767,712 S *	9/2016	Huda D23/207

* cited by examiner

Primary Examiner — Robin V Webster
(74) *Attorney, Agent, or Firm* — Michael J. Feigin, Esq.; Feigin & Fridman

(57) **CLAIM**

The ornamental design for a distillation key, as shown and described.

(56) **References Cited**

U.S. PATENT DOCUMENTS

D9,683 S *	12/1876	Steele D9/439
D23,176 S *	4/1894	Tatum D9/439
4,065,261 A	12/1977	Fukada	
D248,133 S	6/1978	Shames	
D248,134 S	6/1978	Shames	
4,316,294 A	2/1982	Baldwin	
4,346,059 A	8/1982	Spector	
4,349,042 A	9/1982	Shimizu	
4,370,543 A	1/1983	Nemeth	
4,597,404 A	7/1986	Van	
4,765,003 A	8/1988	Chang	
D364,917 S	12/1995	Wolf	
D392,371 S	3/1998	Holcombe	

DESCRIPTION

- FIG. 1 shows a top and side perspective view of a distillation key.
- FIG. 2 shows a bottom and reverse side perspective view thereof.
- FIG. 3 shows a front view, the reverse side being a mirror image thereof.
- FIG. 4 shows a side view, the reverse side being a mirror image thereof.
- FIG. 5 shows a top plan view thereof; and,
- FIG. 6 shows a bottom plan view thereof.

1 Claim, 3 Drawing Sheets



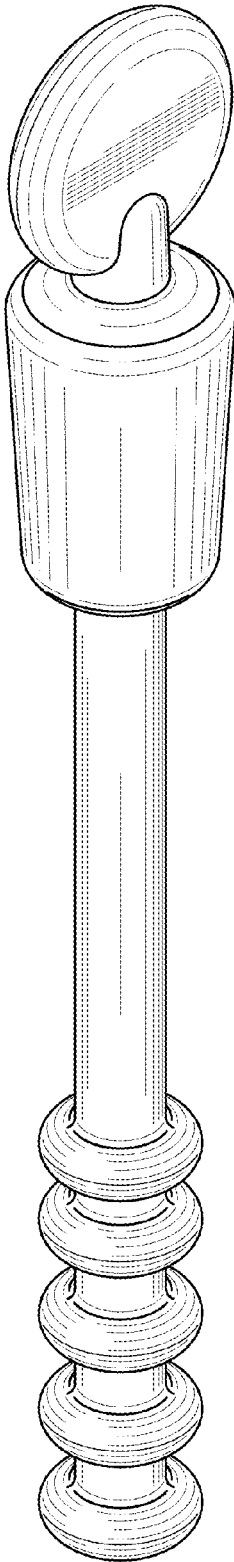


FIG. 1

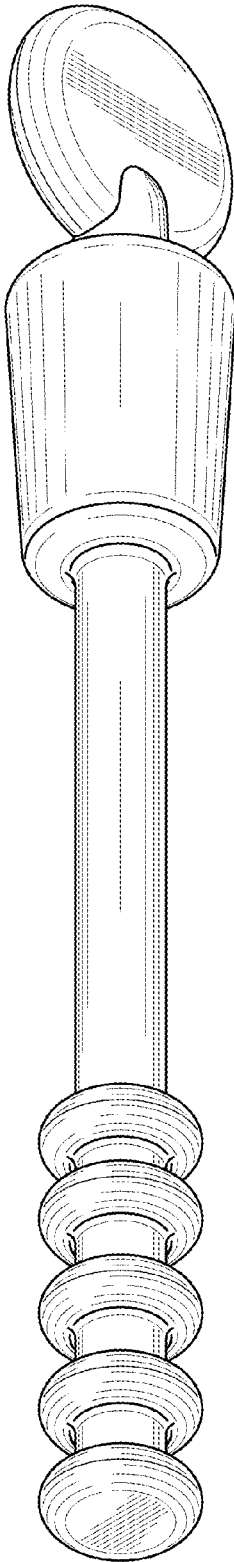


FIG. 2

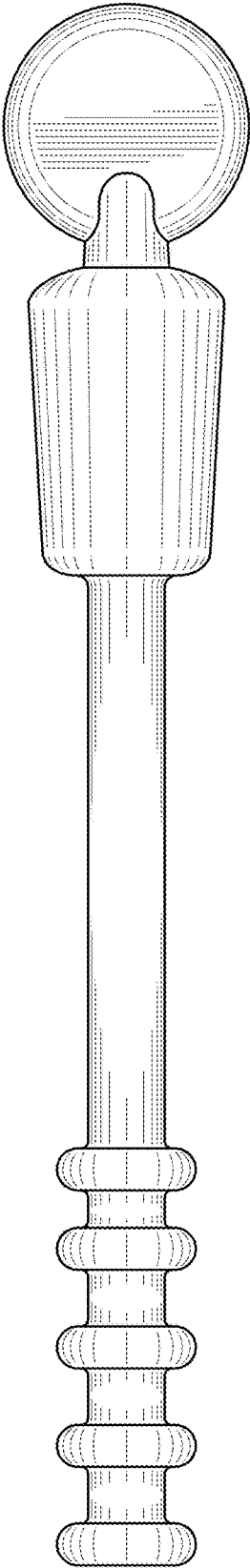


FIG. 3

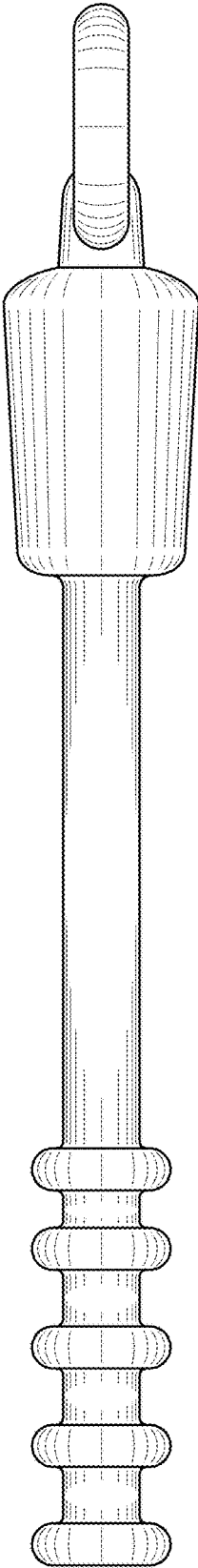


FIG. 4

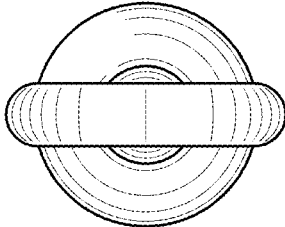


FIG. 5

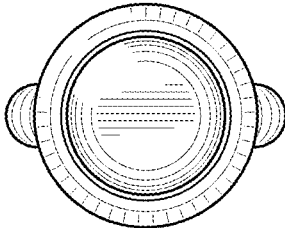


FIG. 6